

Chalk Board

34 News

WINFIELD SCHOOL DISTRICT

Fall | Winter **December 2013**

Think left and think right and think low and think high. Oh, the things you can think up if only you try. - DR. SEUSS

Mark Your Calendar

Dec 23	Winter Break begins
Jan 6	School resumes
Jan 7	Preschool Screening
Jan 17	Institute Day NO SCHOOL
Jan 20	Martin Luther King NO SCHOOL
Jan 22	Supt. Coffee 8:30 am
Jan 23	Board of Education Meeting 7pm
Jan 27	Joint School Boards Meeting 6pm
Feb 11	PTO Meeting 7pm
Feb 3	Preschool Registration begins for 2014-15 RETURNING students (see website for details)
Feb 10	Preschool Registration begin for 2014-15 NEW students (see website for details)
Feb 17	President's Day NO SCHOOL
Feb 27	Board of Education Meeting 7pm
Feb 28	Institute Day NO SCHOOL
March 11	PTO Meeting 7pm
March 18	Preschool Screening
March 18	Community Appreciation Tea 2pm
March 27	Board of Education Meeting 7pm
March 28	Early Dismissal
March 31 - April 4	Spring Break
April 8	PTO Meeting 7pm
April 9	Superintendent's Coffee 8:30 am
April 18	NO SCHOOL
April 24	Board of Education Meeting 7pm
April 25	Early Dismissal
May 5-9	Teacher Appreciation Week
May 13	PTO Meeting 7pm
May 20	Preschool Screening
May 22	Board of Education Meeting 7pm
May 23	Early Dismissal
May 26	Memorial Day NO SCHOOL
June 2	8th Grade Promotion
June 4	Last day of school FULL DAY

Dear Friends,

We are once again pleased to share with the Winfield community our annual 2013 Winter Edition of our Chalkboard Newsletter. We are trying out a new design but maintain to continue including all of our staff and students' great accomplishments.

This time of year there is much publicized about student performance and how schools are performing throughout the state. As we navigate the changes to fully implement the new Common Core Standards this year, it is important to note that last year's assessments were based on only 20 percent of Common Core Standards being implemented while the IL State Board of Education raised student cut scores. Across the state school districts' performance "appears" to have declined when in fact more rigorous standards have been applied. D34 students and students throughout the state are adapting to these new standards while classroom instruction also adapts. Our IL School Report Card "At-A-Glance View" in addition to the Daily Herald's recent posting of the top performing DuPage districts is included in this issue. We are always pleased to report our continued great accomplishments of students' academic performance while we understand the importance of focusing on the "whole" child. Illinois is the only state in the country that requires that Social Emotional Learning Standards are equally as important to be taught in order

for students to develop into good citizens. Further, emotional achievement goes hand in hand with being physically fit. In this edition you will also find some important health statistics about our students' as reported through the DuPage FORWARD initiative to fight obesity. These are just a few of the articles highlighting our District accomplishments that you will find in this edition. We continue to look for ways to communicate all of the great happenings in D34 so please visit our website at www.winfield34.org to learn more about us. We have created a very user friendly website with many archived news items in case you may have missed something. Additionally, I have begun a blog this year to highlight certain items that I feel are important. As always we thank you for your continued support of our school district.



Best Wishes and Healthy New Year,

Gwynne Kell, Ph.D.
Superintendent

Top reading, math scores In DuPage County

3RD-GRADE READING	% MEETS/EXCEEDS	3RD-GRADE MATH	% MEETS/EXCEEDS
Butler Dist. 53	90.2	Butler Dist. 53	97.6
Bloomington Dist. 13	87.7	Winfield Dist. 34	82.1
Itasca Dist. 10	86.0	Indian Prairie Dist. 204	80.3
Winfield Dist. 34	85.7	Itasca Dist. 10	78.1
Salt Creek Dist. 48	81.3	Glen Ellyn Dist. 41	77.9

8TH-GRADE READING	% MEETS/EXCEEDS	8TH-GRADE MATH	% MEETS/EXCEEDS
Butler Dist. 53	93.8	Butler Dist. 53	95.8
Bloomington Dist. 13	85.1	Itasca Dist. 10	86.4
Winfield Dist. 34	85.0	Winfield Dist. 34	85.0
Glen Ellyn Dist. 41	81.7	Benjamin Dist. 25	84.7
Naperville Dist. 203	81.6	Bloomington Dist. 13	82.8

Source: Illinois State Board of Education

DAILY HERALD



THE MISSION OF THE WINFIELD SCHOOLS, IN PARTNERSHIP WITH PARENTS AND COMMUNITY MEMBERS, IS TO CREATE A RESPECTFUL LEARNING ENVIRONMENT WHICH PROMOTES ACTIVE ENGAGEMENT AND INDEPENDENT THINKING SO THAT STUDENTS ARE PREPARED TO POSITIVELY CONTRIBUTE TO OUR GLOBAL SOCIETY.

WINFIELD SCHOOLS

District 34 Administrative Offices
0S150 Winfield Road
Winfield, IL 60190
phone 630.909.4900
fax 630.260.2382

Winfield Primary School
0S150 Winfield Rd
Winfield, IL 60190
phone 630.909.4910
fax 630.260.2382

Winfield Central School
0S150 Park
Winfield, IL 60190
phone 630.909.4960
fax 630.933.9236

2013 Winfield D34 Report Card

View Report In Its Entirety at www.iirc.niu.edu

WINFIELD SD 34

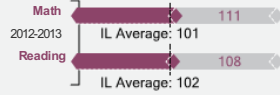
OS150 WINFIELD RD WINFIELD, IL 60190 1266
630909-4900

Grades: P-8

Superintendent: Dr. Gwynne Kell

How much academic growth do students show from one year to the next?

To measure the amount of academic growth a school's students demonstrate, students' performance on state assessments are compared from one year to the next and given a value between 0 and 200. This display shows the average growth of schools within this district.



How do students perform on measures of academic success?

Percentage of students who meet or exceed state standards on the Illinois Standards Achievement Test (ISAT). In January 2013, Illinois raised the performance expectations for ISAT Reading and Mathematics. 2011-2012 scores are shown with both the old cut scores and new cut scores for easier comparison. Science cut scores have not changed.

	NEW CUT SCORES			OLD CUT SCORES
	2012-2013	2011-2012	IL Average	2011-2012
Reading	84%	82%	59%	95%
Mathematics	84%	82%	59%	98%
ISAT Overall	84%	82%	59%	96%
Science	96%	97%	80%	

Algebra I: Middle school students taking and passing Algebra I. Coming in 2014

High School Readiness: Middle school students ready for high school. Coming in 2014

What does the 5Essentials survey tell us about the district's learning conditions?

This year, for the first time, Illinois schools piloted an anonymous statewide survey of learning conditions, the 5Essentials Survey. The 5Essentials Survey provided an opportunity for students in grades 6 through 12 and all teachers to share their perspectives on essential conditions for learning. Next year, results from the 2014 survey will appear on the report card in the format below. A detailed report for all schools and districts will also be made available in 2014.

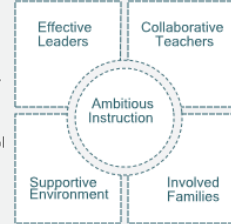
Effective Leaders: Do principals and teachers implement a shared vision for success?

Collaborative Teachers: Do teachers collaborate to promote professional growth?

Supportive Environment: Is the school safe, demanding, and supportive?

Ambitious Instruction: Are classes challenging and engaging?

Involved Families: Does the entire staff build strong external relationships?



	District	IL Average
Percentage of schools with over 50% response rate	100%	86%

For more information, Illinois5Essentials.org

District- and school-level results on individual questions within the survey are available online at IllinoisReportCard.com

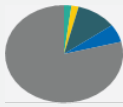
How much money is the district spending per student?

	2012-2013	2011-2012	IL Average
Instructional Spending: Average per-student spending for activities directly dealing with the teaching of students or the interaction between teachers and students in this district.	\$8,116	\$8,362	\$6,974

	2012-2013	2011-2012	IL Average
Operational Spending: Average per-student spending for all overall operations in this district, including Instructional Spending, but excluding summer school, adult education, capital expenditures and long-term debt payments.	\$15,572	\$15,274	\$11,842

What are the demographics of students in this district?

- Asian 2%
- Black/African-American 2%
- Hispanic/Latino 11%
- American Indian 0%
- Pacific Islander 0%
- White 79%
- Two or More Races 6%



	2012-2013	2011-2012	Illinois
Total Enrollment	350	356	NA
Low Income	15%	15%	50%
English Learners	6%	7%	10%
With Disabilities	10%	11%	14%
Homeless	1%	-	2%

What do other measures tell us about the district's learning conditions?

	2012-2013	2011-2012	Illinois
Student Attendance: Student attendance rate at this school	96%	95%	94%
Average Class Size: Average number of students in each class	18	NA	21
Total School Days: Total number of days in which the school provides at least 5 hours of instruction to students	175	NA	176
Teacher Retention: Percentage of teachers who return to this school from year to year			Coming in 2014
Principal Turnover: Number of different principals serving at this school over the past six years			Coming in 2014
Teacher Proficiency: Percentage of teachers rated excellent or proficient			Coming in 2015



Scan the QR Code with your smartphone to visit IllinoisReportCard.com for more information about your district.



New Mascot,
thanks to The Winfield
Education Foundation!

On Saturday, November 9,

8th grade student Emma Stone performed at the Illinois Music Educators Association at Jacobs High School in Algonquin, Illinois.

Earlier in the year Emma auditioned to be part of this group. Over 80 proficient flute players from 50 different schools in the DuPage, Kane, and Kendall counties tried to get one of the 21 available seats for this honor. Emma qualified and spent seven hours at Jacobs High School immersed in rehearsal and performance. The culminating concert had close to 1,000 people in attendance and the band received two standing ovations.



STARS ★ at Winfield

Winfield District 34 staff and students were happy to welcome SASSED (School Association for Special Education in DuPage) staff members and 17 students in Kindergarten through Grade 5 who are being served in three STARS classrooms in the Primary School during the 2013-2014 school year.



The STARS classrooms are designed to support students with autism who need intensive interventions for academic, language, and emotional regulation, as well as skill development in social interactions.

The use of individualized structured teaching, intensive language teaching, and individualized behavior support plans allow students to grow socially and academically. Assessments and data collection are used to determine student progress, and drive each student's programming. Positive behavioral interventions and support plans are utilized to make students feel successful and confident.

Several Winfield students have participated in the STARS Peer Buddy Program with the students in the STARS program. The goal of this program is to provide opportunities for the students in the STARS program to practice and generalize the social and play skills they are learning during

small group instruction. Winfield students with age appropriate social and play skills serve as role models for students whose skills in these areas may be delayed. Kristin Simmon-Lowman, the STARS Social Worker who trained the Winfield Peer Buddies, has provided information to help students better understand autism. This information includes the ways we are alike and the ways in which we may be different, as well as specific strategies for interacting positively with students who have autism. Peer buddies also learn tolerance and understanding of social differences and model acceptance for other students in our schools. They gain a sense of leadership and camaraderie with their buddies and both groups of students enjoy and look forward to these experiences.

Winfield Developmental Learning Program (DLP)




The new Developmental Learning Program was designed to support middle school students whose learning needs require more individualized and intensive intervention. Age-appropriate core curriculum (in language arts, math, science, and social studies) is provided at each student's instructional level. A specially designed and highly structured classroom environment, paired with individualized and intensive instruction enhance positive academic and social growth for our students. Students benefit from direct life skills instruction and vocational experiences, and also participate in music/art, PE and Advisory. A multidisciplinary team approach is utilized to provide instruction and enhance each student's academic, sensory, communication, and social-emotional learning.

Student progress is closely monitored to insure that the appropriate type and level of instruction is being utilized for each student. The program focuses on increasing student independence in all areas of

functioning. Positive behavioral interventions and supports are utilized to improve social/emotional functioning.

Community based instruction provides a meaningful context and natural environment for our students to generalize skills learned in the classroom to the real life situations they may encounter in the community. During the first semester, we have visited Chase Bank, McDonald's and Caliendo's. We have worked on making a selection, ordering our selection and counting money to pay for our purchases. We also work to build communication skills by enjoying the company of others while in a community setting. These educational opportunities enhance students' skills that will lead to future success as members of our community.



34 WINFIELD SCHOOL DISTRICT FINANCIAL FUTURE IS

SOLID

By Doug Gallois, Director of Business Services

The financial future is solid for Winfield School District 34. This statement is based on ending fund balances that remain steady, \$2,000,000, for the next five years.

District 34's comprehensive financial plan includes four years of the Winfield Education Association agreement which accounts for staff salary costs, cost controls to cap medical insurance expenses, and projections of capital projects that are affordable and fundable within current revenue parameters.

This plan has been developed with consideration of current and future student needs. A total commitment has come from all staff. The Board of Education is willing to make decisions based on what is in the best interest of taxpayers and students' education. This was accomplished during a time when state and federal dollars have decreased each year in our district.

This total team effort is how we have always operated in Winfield School District 34. We have demonstrated fiscal responsibility by receiving state financial recognition for multiple years. This type of financial planning approach will result in success for years to come. Parents, citizens, and staff will continue to be proud of being part of this educational system. Most of all, our students will have the best educational opportunities to be successful throughout life.



Annual Tax Payer Savings

At the September 22, 2013 Board of Education Meeting, the Board took action to accept a refunding agreement of prior bonds 2005A and 2005B with a 7/0 vote. This action will save tax payers \$158,000 over the next 11 years. The savings will occur in the district's Debt Service Fund with the Dupage County Clerk lowering the tax bills for all Winfield tax payers starting in 2014 through 2024. This reduction was available by lowering the original interest rates from 5.3% and 4.2% to approximately 3.5%. These bonds were the only district debt which were eligible to refund at this time.

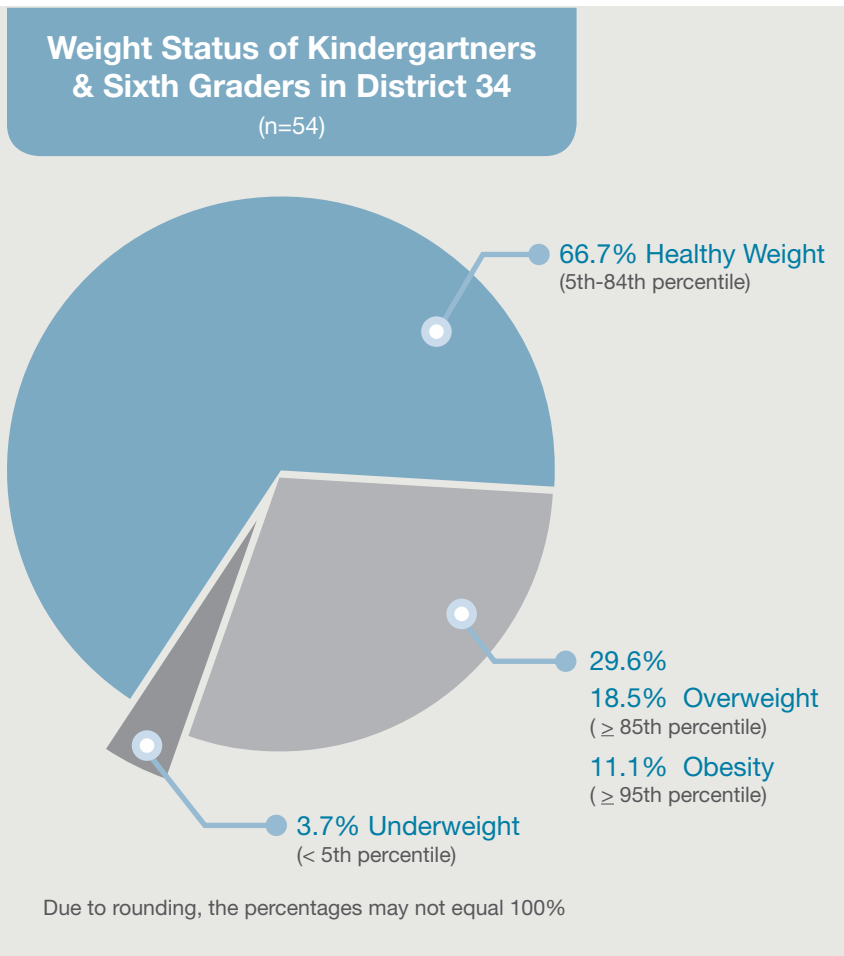
Attached below is a breakdown of these savings:

2014	\$1,755
2015	\$14,370
2016	\$14,645
2017	\$14,915
2018	\$15,185
2019	\$15,460
2020	\$15,730
2021	\$16,000
2022	\$16,275
2023	\$16,500
2024	\$17,175

Healthier Winfield Students

By Kris Monzel, R.N., Winfield School District Nurse

Every school year since FORWARD's (Fighting Obesity Reaching Healthy Weight Among Residents of DuPage) inception in 2008, Winfield School has submitted kindergartners' and 6th graders' height, weight, gender, date of birth, and date of their physical exam from the State of Illinois Certificate of Child Health Examination form. From this information, a child's body mass index (BMI) can be calculated from their weight and height. This information is given to FORWARD anonymously. The graphs below, provided by FORWARD, show Winfield District 34's status based on the fall of 2012 data.



Winfield School District 34 strives to have a school environment where:

- Physical activity is incorporated into each class — not just in physical education classes
- Unhealthy foods are not offered at celebrations or used for rewards
- Physical education and/or recess are provided for children daily
- The school cafeteria offers fresh fruits and vegetables at lunch

These repeated exposures to healthy options will hopefully help children develop habits of making healthy choices now and in their futures.

Results and Comparisons

Overweight and Obesity

County, State and National Comparisons

District 34	DuPage County	Illinois	United States
29.6%	29.6%	33.6%	31.3%
11.1%	14.2%	19.3%	15.7%
■ Overweight or Obesity		■ Obesity	

Statistics show that one in three children in the United States remain overweight or obese. Considering the seriousness of the obesity epidemic along with the myriad of factors that contribute to it, approaches that target the individual are not enough. As stated in FORWARD's 2012-2013 Surveillance Report, "while individual-level changes are important, individuals are more likely to sustain healthy lifestyles when the environment in which they live supports those behaviors."

Winfield Sports



Soccer

The Winfield School District 34 soccer season began in August and ended in late October.

This sport was open to 6th, 7th, and 8th students. Coach Serbick taught the students how to dribble, trap, pass, and shoot the ball. All the players were given the chance to play the various positions. The students learned how to handle the ball and work together as a team. The varsity team placed third in conference! It was an exciting season and we know many of the players are gearing up for next fall!



Volleyball

The Winfield School District 34 Girls Volleyball season coincides with our soccer season. It began in August and ended in late

October. This sport was open to 7th and 8th grade girls. Coach Sue Hempe taught the Junior Varsity and Varsity teams how to bump, serve, and set the ball. Every player was given the chance to play the various positions. The Junior Varsity team placed first in conference! The Varsity team voted unanimously to forgo the conference in order to play for a Cancer Benefit, "Volley for the Cure". All the girls learned a lot about working as a team both on and off the court!



Basketball

The Winfield School District 34 Basketball season began in early November and will continue through December. This sport was open to 6th, 7th, and 8th grade boys. Coaches LaFleur and Hempe are working on dribbling, passing, shooting, and playing defense. The Varsity and Junior Varsity teams are exciting to watch and they have won most of their games so far! We are hoping to take first place in conference and based on ability this might be very likely! Good luck boys!

When The Weather Outside Is Frightful...

Check the status of closing any of our facilities the following ways:

Phone: Call **847-238-1234** from a touch-tone phone and enter the main phone number of the facility.

E-mail: Receive an e-mail notification of a change made to our facility status by signing up on the website at **www.emergencyclosings.com**.

Radio: Listen to WGN Radio 720-AM, WBBM Radio 780-AM or watch CBS Ch. 2, NBC Ch. 5, ABC Ch. 7, FOX 32, WGN-TV Ch. 9 or CLTV cable for closing information.

Internet: Go to the public website: **www.emergencyclosingcenter.com/complete.html** and search for the facility by typing the name and city or by the main phone number of the facility.

Facility Name	Phone Number
Winfield District 34	630-909-4900
Winfield Primary School	630-909-4910
Winfield Central School	630-909-4960

Safety Reminder For All Visitors

Each visitor to Winfield District 34 schools must be screened before entering the schools through the RaptorV-soft visitor management and screening technology system that is linked to a web-based sex offender database. Visitors are asked to present their driver's license or other state issued ID, which automatically is screened through the system.



ECRWSS
POSTAL
CUSTOMER

NonProfit Organization
U.S. Postage
PAID
Permit No. 46
Winfield, IL 60190

CONTACT US

Please send your comments, questions or suggestions to Superintendent Dr. Gwynne Kell at the District Office or email, gkell@winfield34.org